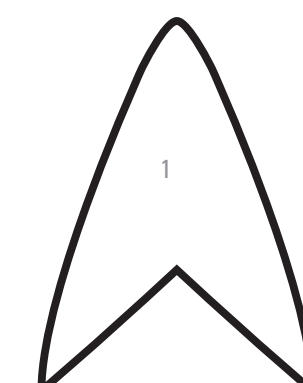

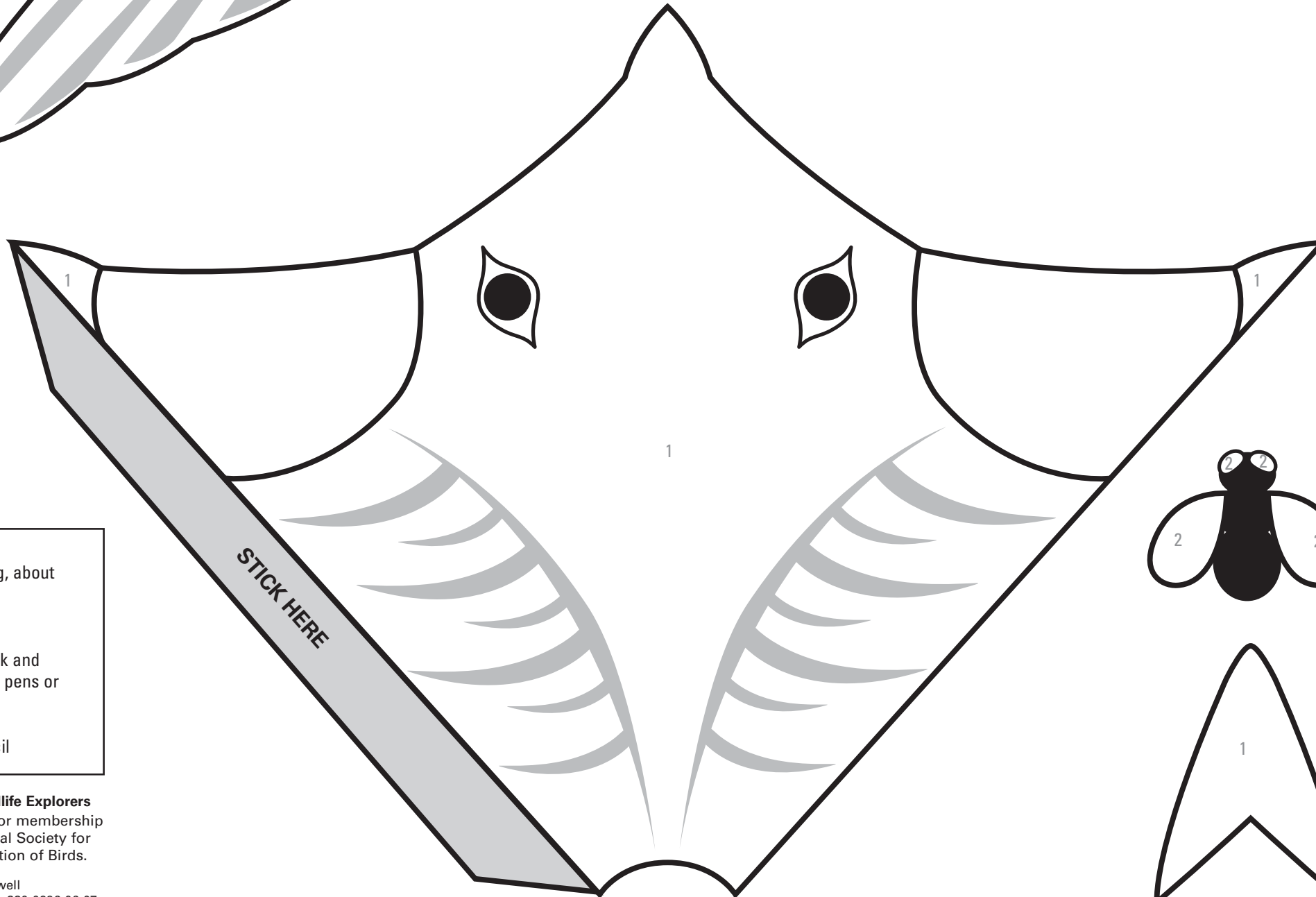

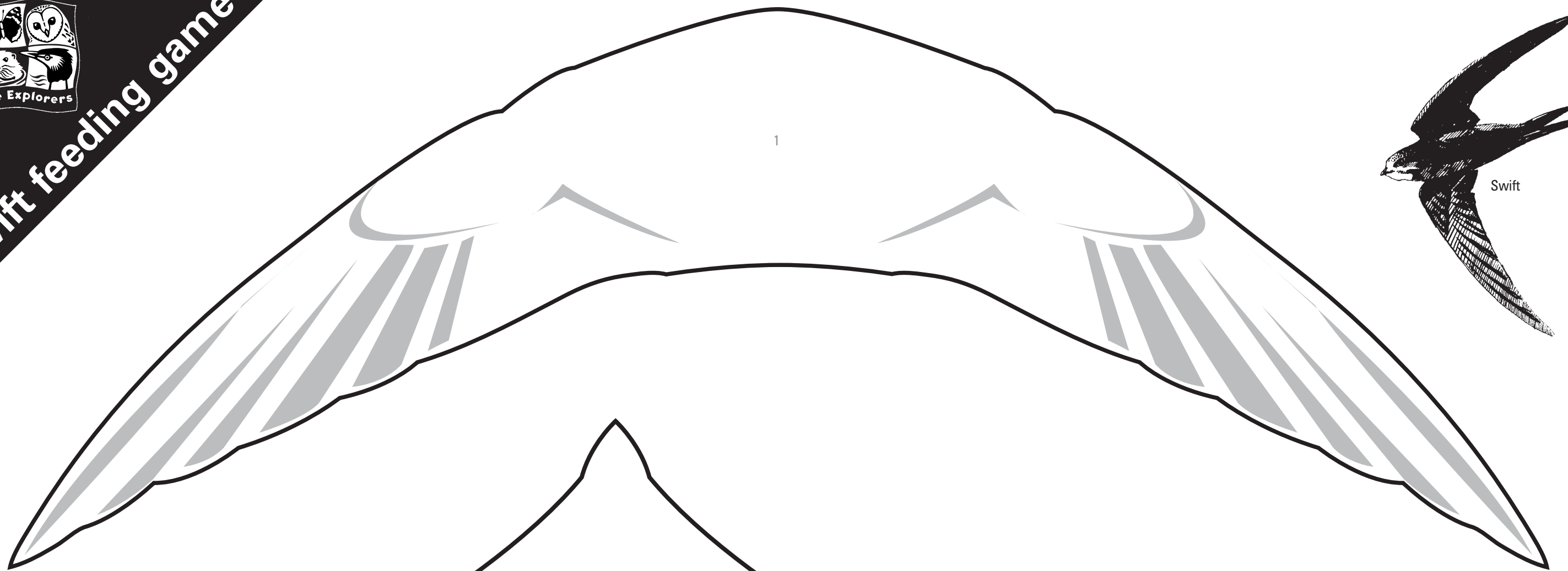




# Swift feeding game

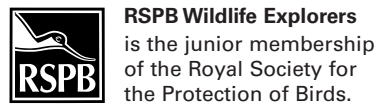


### Information for activity leader:

Photocopy this template onto card for the best effect.

- What to do:**
- Colour in the insect and the swift's body, wings and tail using this colour guide:  
1= dark brown  
2= green  
Leave the rest of the swift white.
  - Cut out the swift's head. Turn the head over and colour it pink. This will become the swift's mouth.
  - Roll the head into a funnel shape, making sure that the pink mouth is on the inside. Fasten the funnel with sticky tape, leaving a hole at the bottom that is big enough for your straw or pencil.
  - Put the end of your straw or pencil into the hole and secure it with sticky tape. Cut out the tail and stick it over this join. Cut out the wings and fasten them across the top of the body.
  - Now cut out the insect. Tie one end of the string to the paperclip, and slide the paperclip onto the insect. Stick them together firmly with a piece of sticky tape. Stick the other end of the string inside the swift's mouth.
  - Your swift is now ready to catch some insects! See if you can swing the insect into the air and catch it in the swift's mouth!

- You will need:**
- A piece of string, about 20 cm long
  - Scissors
  - Sticky tape
  - Dark brown, pink and green colouring pens or pencils
  - A paperclip
  - A straw or pencil



**Swifts**  
Swifts spend nearly their whole life flying – they even sleep in the air! They have a short, forked tail and long wings to help them glide. The only time they land is to nest. Swifts eat insects, which they scoop from the air with their wide mouths as they fly along.



[www.rspb.org.uk/youth](http://www.rspb.org.uk/youth)  
RSPB Wildlife Explorers is  
the junior membership of  
the Royal Society for the  
Protection of Birds.  
330-0296-06-07  
Registered charity no 207076